

Scaled data based on original data using
LM-79-08 Approved Method: Electrical and Photometric Measurements of Solid-
State Lighting Products

Test Report Prepared for
Cooper Lighting Solutions
(formerly Eaton)

Brand: McGRAW-EDISON

Report Number: P227073

Luminaire Tested: **ISW-AF-1000-LED-E1-SL4-7050**

Issue Date: 3/3/2020

Test Information

Test Method: LM-79-08
Report Number: P227073
TEST IS SCALED FROM IESNA LM-79-08 TEST DATA (P35947)
Test Lab: INNOVATION CENTER-P3
Issue Date: 3/3/2020
Manufacturer: COOPER LIGHTING SOLUTIONS (FORMERLY EATON)
Product Line: MCGRAW-EDISON
Catalog Number: ISW-AF-1000-LED-E1-SL4-7050
Description: IMPACT ELITE LED WEDGE LUMINAIRE
LIGHT SQUARE WITH ACCULED OPTICS-TYPE IV W/SPILL CONTROL
Light Source: (16) 5000K CCT, 70 CRI LEDs
Ballast/Driver: ELECTRONIC DRIVER

Summary

Lumens per Lamp: N/A
Luminaire Lumens: 5414.9 lumens
Efficiency: N/A
Efficacy: 99.2 lumens/watt
Luminous Opening: Rectangular (W 0.5' x L: 0.5' x H: 0')
IES Classification: Type IV - Short - Semi-Cutoff
BUG Rating: B1 - U1 - G2

Input Watts (W): 54.6
Input Voltage (V): 120
Input Current (Ain): NR
Voltage Rise (V): NR
Power Factor: NR
Total Harmonic Distortion (THDi): NR
Frequency (hertz): 60
Stabilization Time: NR
Operation Time: NR
Ambient Temperature (°C): NR
Test Distance: 25 FT

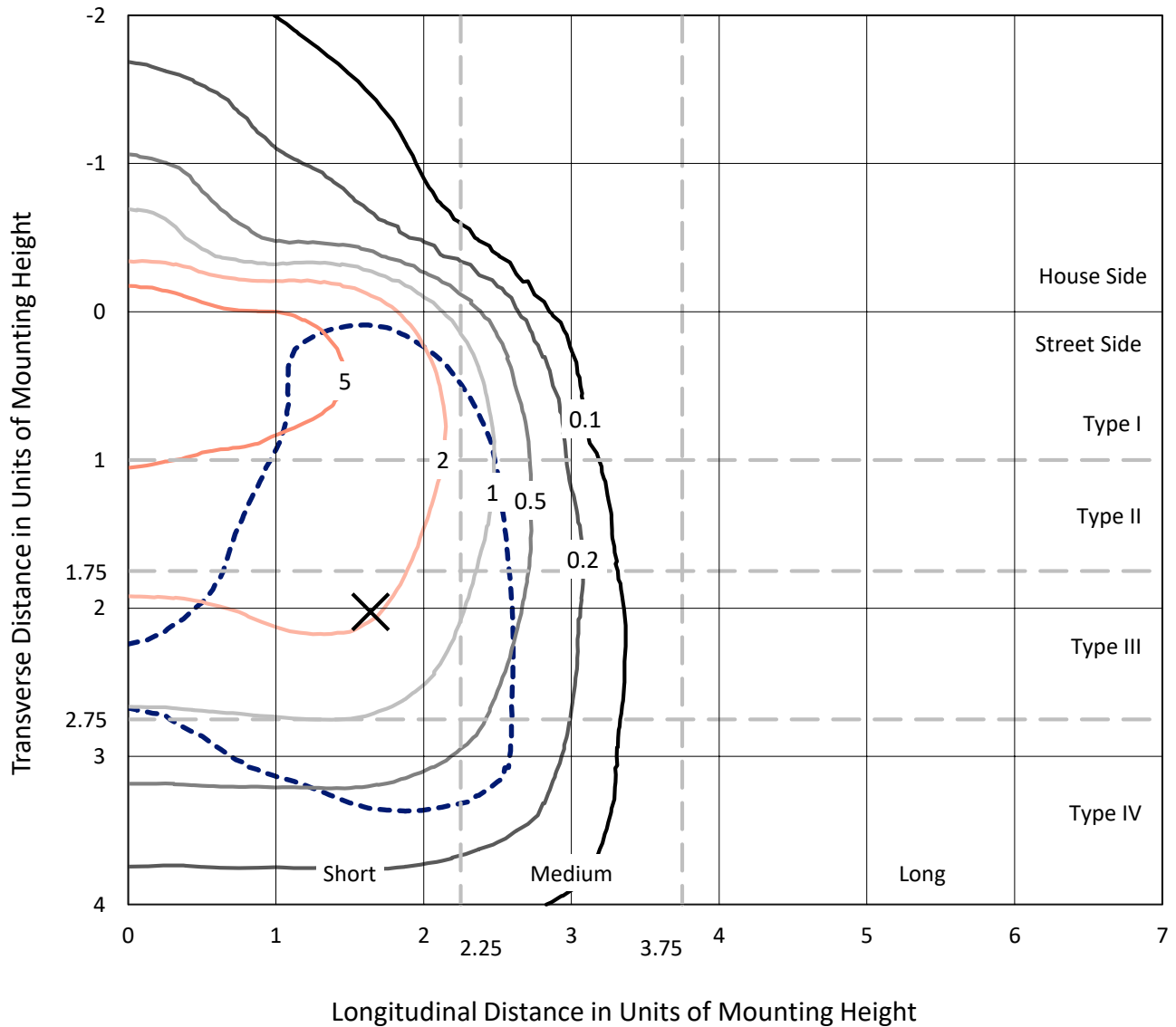


REPORT NUMBER: P227073

CATALOG NUMBER: ISW-AF-1000-LED-E1-SL4-7050

Iso-Footcandle Lines of Horizontal Illumination

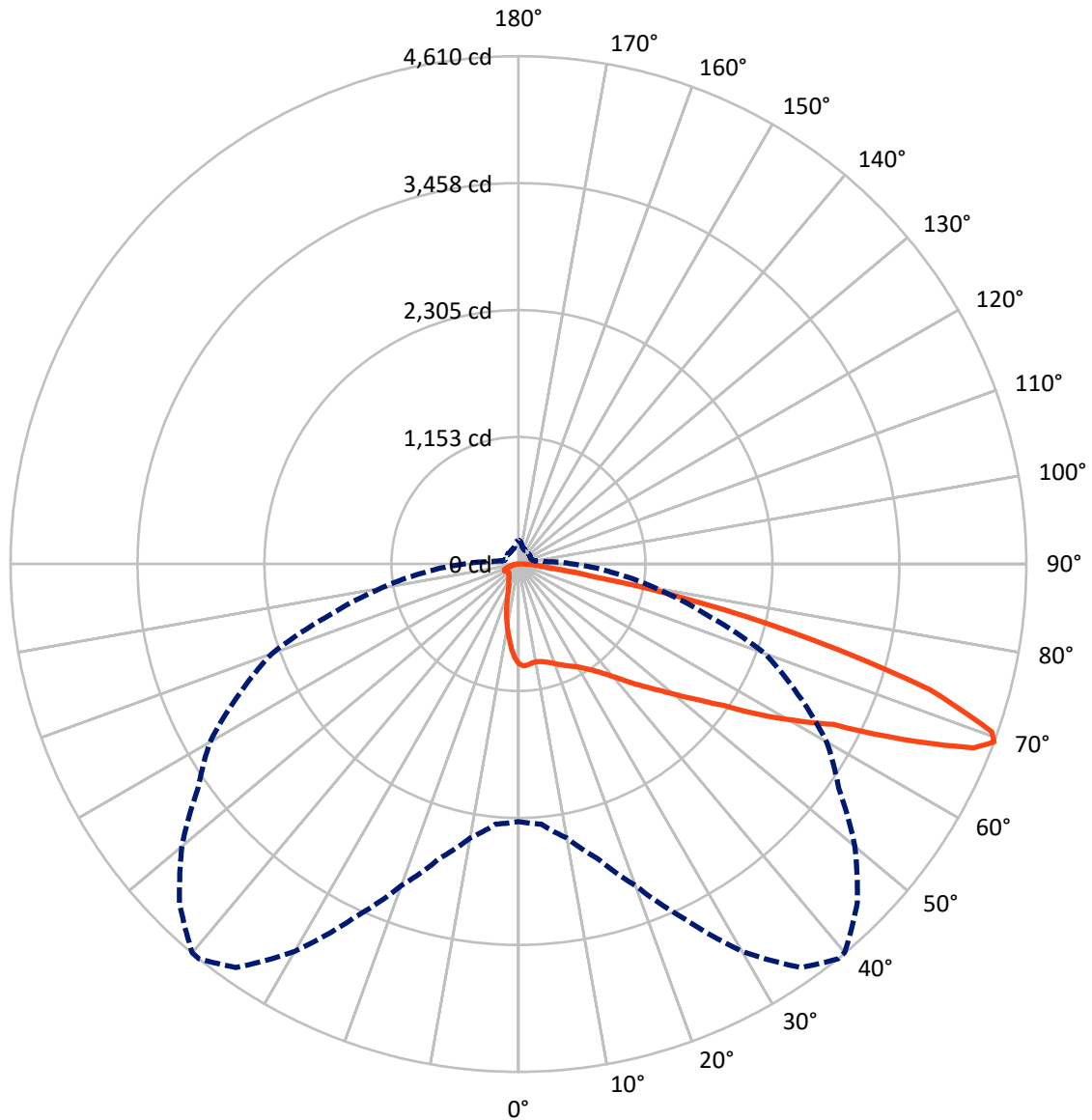
✕ Max cd
 - - - 1/2 Max cd



Based on 10 foot mounting height. Maximum calculated value = 9.1 fc
 Type IV - Short - Semi-Cutoff

REPORT NUMBER: P227073
CATALOG NUMBER: ISW-AF-1000-LED-E1-SL4-7050

Luminous Intensity Polar Plot



— Vertical Plane Through 39-Deg Lateral - - - Horizontal Cone Through 69-Deg Vertical

REPORT NUMBER: P227073

CATALOG NUMBER: ISW-AF-1000-LED-E1-SL4-7050

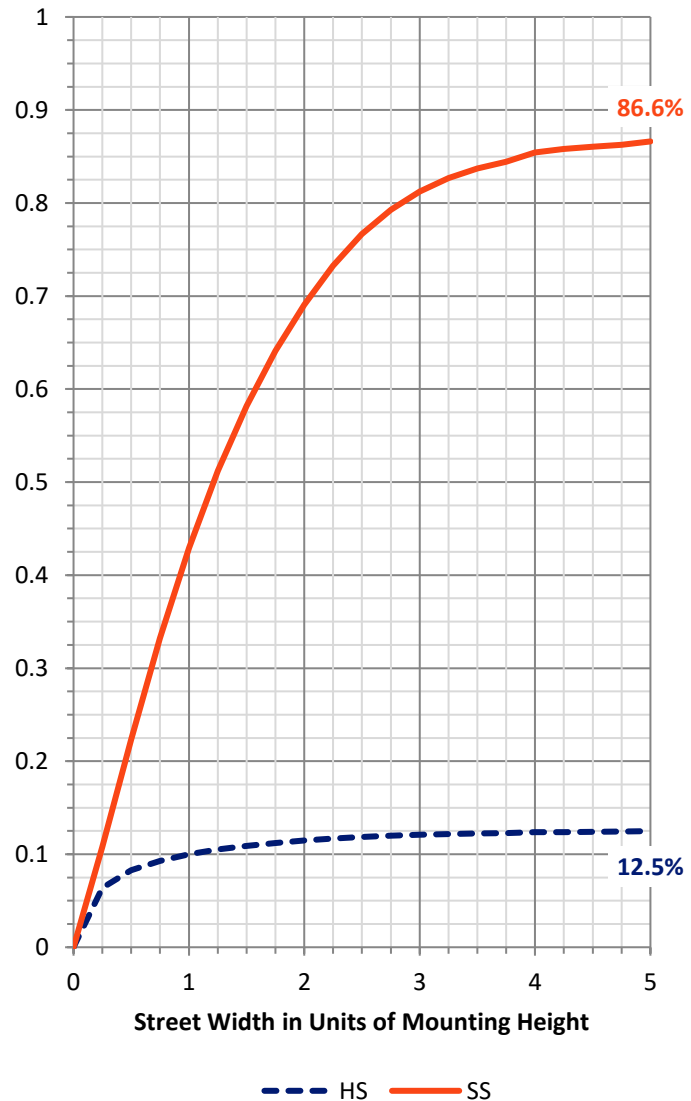
FLUX DISTRIBUTION:

		Downward	Upward	Total
House Side	Lumens	685.1	0.2	685.3
	% Fixture	12.7	0.0	12.7
Street Side	Lumens	4728.3	1.3	4729.6
	% Fixture	87.3	0.0	87.3
Total	Lumens	5413.4	1.5	5414.9
	% Fixture	100.0	0.0	100.0

Coefficient of Utilization

ZONAL LUMENS:

Zone	Lumens	% Fixture
0°-10°	78.3	1.4
10°-20°	197.4	3.6
20°-30°	307.2	5.7
30°-40°	464.4	8.6
40°-50°	743.1	13.7
50°-60°	1167.9	21.6
60°-70°	1572.6	29.0
70°-80°	780.0	14.4
80°-90°	102.5	1.9
90°-100°	1.5	0.0
100°-110°	0.0	0.0
110°-120°	0.0	0.0
120°-130°	0.0	0.0
130°-140°	0.0	0.0
140°-150°	0.0	0.0
150°-160°	0.0	0.0
160°-170°	0.0	0.0
170°-180°	0.0	0.0
0°-90°	5413.4	100.0
0°-180°	5414.9	100.0



REPORT NUMBER: P227073

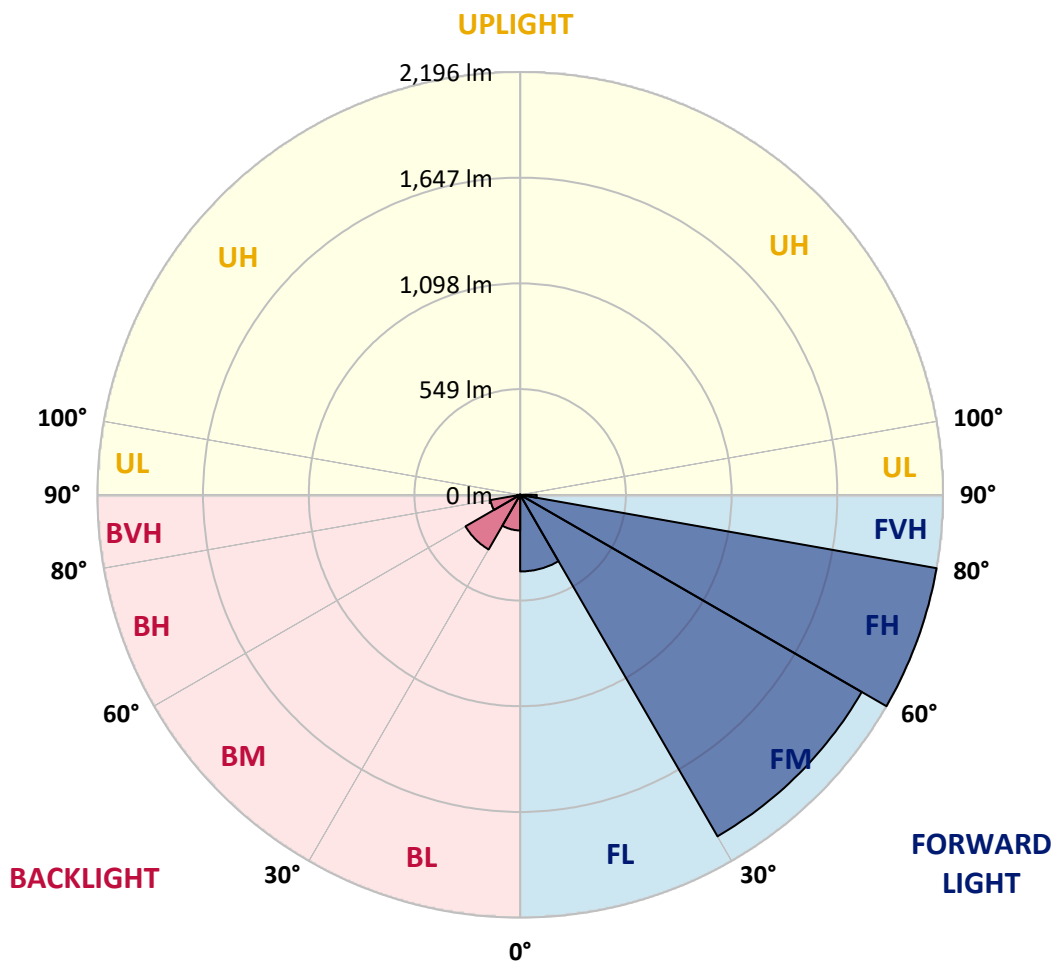
CATALOG NUMBER: ISW-AF-1000-LED-E1-SL4-7050

LUMINAIRE CLASSIFICATION SYSTEM LUMEN TABLE AND BUG RATING:

Zone		Lumens	% Fixture	Zone Rating/Lumen Limit		
				B	U	G
FL	(0°-30°)	398.1	7.4			
FM	(30°-60°)	2048.1	37.8			
FH	(60°-80°)	2195.8	40.6			G2/5000
FVH	(80°-90°)	86.3	1.6			G1/100
BL	(0°-30°)	184.8	3.4	B1/500		
BM	(30°-60°)	327.3	6.0	B1/1000		
BH	(60°-80°)	156.8	2.9	B1/500		G1/500
BVH	(80°-90°)	16.1	0.3			G1/100
UL	(90°-100°)	1.5	0.0		U1/10	
UH	(100°-180°)	0.2	0.0		U1/10	

BUG Rating: B1-U1-G2

Type IV Short





REPORT NUMBER: P227073

CATALOG NUMBER: ISW-AF-1000-LED-E1-SL4-7050

CANDELA DISTRIBUTION (FULL):

	0°	5°	10°	15°	20°	25°	30°	35°	39°	40°	45°
0°	906.9	906.9	906.9	906.9	906.9	906.9	906.9	906.9	906.9	906.9	906.9
2.5°	928.9	929.8	929.8	930.7	927.2	927.2	928.0	924.5	926.3	925.4	921.0
5°	930.7	931.5	930.7	931.5	927.2	925.4	921.9	917.5	919.2	918.4	912.2
7.5°	926.3	927.2	925.4	926.3	921.0	917.5	912.2	908.7	906.1	905.2	897.3
10°	916.6	919.2	915.7	918.4	914.0	910.5	907.8	904.3	902.5	901.7	892.9
12.5°	902.5	904.3	905.2	908.7	908.7	909.6	909.6	906.9	907.8	906.9	899.9
15°	889.4	895.5	901.7	905.2	912.2	916.6	920.1	919.2	921.9	921.0	916.6
17.5°	889.4	894.6	905.2	916.6	929.8	935.9	941.2	941.2	942.1	940.3	933.3
20°	892.9	902.5	920.1	939.5	955.3	967.6	971.1	970.2	966.7	966.7	954.4
22.5°	921.9	928.0	947.4	968.5	990.4	1002.7	1003.6	1001.0	993.9	992.2	977.2
25°	963.2	970.2	987.8	1015.0	1031.7	1041.4	1038.8	1030.0	1022.9	1016.8	1001.0
27.5°	1027.3	1032.6	1050.2	1068.6	1078.3	1081.8	1071.3	1059.0	1051.1	1048.4	1027.3
30°	1093.3	1100.3	1114.3	1125.8	1133.7	1123.1	1106.4	1092.4	1085.3	1083.6	1064.2
32.5°	1174.1	1175.0	1184.6	1187.3	1188.2	1170.6	1147.7	1134.6	1131.9	1128.4	1113.5
35°	1247.9	1252.3	1250.6	1249.7	1241.8	1219.8	1200.5	1192.6	1189.9	1189.0	1176.7
37.5°	1313.8	1320.9	1316.5	1308.6	1298.9	1281.3	1261.1	1252.3	1261.1	1255.8	1258.5
40°	1378.0	1378.0	1372.7	1368.3	1356.9	1340.2	1333.2	1334.0	1348.1	1351.6	1355.1
42.5°	1433.4	1432.5	1427.2	1423.7	1421.9	1418.4	1414.9	1431.6	1458.8	1464.1	1472.0
45°	1494.0	1493.1	1472.9	1479.9	1492.2	1494.9	1507.2	1545.8	1579.2	1581.9	1598.6
47.5°	1552.9	1545.8	1526.5	1533.5	1568.7	1587.1	1607.4	1661.8	1708.4	1718.1	1764.7
50°	1614.4	1607.4	1586.3	1599.5	1648.7	1682.9	1730.4	1806.0	1870.1	1883.3	1943.9
52.5°	1678.5	1677.7	1661.0	1681.2	1741.8	1811.2	1885.9	1971.2	2049.4	2066.1	2155.7
55°	1755.9	1751.5	1744.5	1769.1	1855.2	1948.3	2065.2	2181.2	2266.5	2296.4	2386.9
57.5°	1842.9	1841.1	1842.0	1893.0	1996.7	2138.2	2281.4	2437.8	2578.5	2599.5	2683.9
60°	1918.5	1922.0	1942.2	2022.2	2152.2	2343.8	2545.1	2756.9	2881.6	2903.6	2986.2
62.5°	2010.7	2031.0	2075.8	2176.8	2329.7	2561.8	2822.8	3046.9	3207.7	3252.5	3408.9
65°	2232.2	2248.0	2331.5	2453.7	2648.8	2945.8	3245.5	3571.5	3836.9	3877.3	4011.8
67.5°	2393.9	2434.3	2565.3	2764.8	3046.9	3426.5	3837.8	4232.4	4456.5	4474.9	4380.9
69°	2337.7	2371.1	2525.7	2766.5	3106.6	3548.7	4060.1	4472.3	4610.3	4606.8	4351.0
70°	2251.5	2282.3	2452.8	2686.6	3056.5	3534.6	4063.7	4474.1	4557.6	4525.9	4233.3
72.5°	1885.9	1913.2	2073.1	2317.4	2676.0	3150.6	3648.9	3929.2	3911.6	3885.3	3401.9
75°	1177.6	1175.9	1315.6	1457.1	1735.7	2215.5	2586.4	2811.3	2775.3	2755.1	2183.9
77.5°	440.3	471.0	522.0	674.1	802.4	1061.6	1361.3	1611.8	1681.2	1592.4	1175.9
80°	229.4	246.1	279.5	333.1	383.2	438.5	527.3	678.4	702.2	654.7	474.6
82.5°	181.0	201.2	234.6	280.3	315.5	294.4	277.7	287.4	285.6	272.4	241.7
85°	137.1	160.8	215.3	261.9	312.0	263.6	210.0	183.7	163.5	164.3	174.9
87.5°	68.5	88.8	169.6	228.5	271.6	174.9	137.1	106.3	88.8	85.2	114.2
90°	21.1	21.1	34.3	44.8	61.5	30.8	29.9	22.8	16.7	16.7	26.4
92.5°	0.0	0.0	0.0	0.0	0.0	0.0	0.0	0.0	0.0	0.0	0.0
95°	0.0	0.0	0.0	0.0	0.0	0.0	0.0	0.0	0.0	0.0	0.0
97.5°	0.0	0.0	0.0	0.0	0.0	0.0	0.0	0.0	0.0	0.0	0.0
100°	0.0	0.0	0.0	0.0	0.0	0.0	0.0	0.0	0.0	0.0	0.0
102.5°	0.0	0.0	0.0	0.0	0.0	0.0	0.0	0.0	0.0	0.0	0.0
105°	0.0	0.0	0.0	0.0	0.0	0.0	0.0	0.0	0.0	0.0	0.0
107.5°	0.0	0.0	0.0	0.0	0.0	0.0	0.0	0.0	0.0	0.0	0.0



REPORT NUMBER: P227073

CATALOG NUMBER: ISW-AF-1000-LED-E1-SL4-7050

CANDELA DISTRIBUTION (continued):

	0°	5°	10°	15°	20°	25°	30°	35°	39°	40°	45°
110°	0.0	0.0	0.0	0.0	0.0	0.0	0.0	0.0	0.0	0.0	0.0
112.5°	0.0	0.0	0.0	0.0	0.0	0.0	0.0	0.0	0.0	0.0	0.0
115°	0.0	0.0	0.0	0.0	0.0	0.0	0.0	0.0	0.0	0.0	0.0
117.5°	0.0	0.0	0.0	0.0	0.0	0.0	0.0	0.0	0.0	0.0	0.0
120°	0.0	0.0	0.0	0.0	0.0	0.0	0.0	0.0	0.0	0.0	0.0
122.5°	0.0	0.0	0.0	0.0	0.0	0.0	0.0	0.0	0.0	0.0	0.0
125°	0.0	0.0	0.0	0.0	0.0	0.0	0.0	0.0	0.0	0.0	0.0
127.5°	0.0	0.0	0.0	0.0	0.0	0.0	0.0	0.0	0.0	0.0	0.0
130°	0.0	0.0	0.0	0.0	0.0	0.0	0.0	0.0	0.0	0.0	0.0
132.5°	0.0	0.0	0.0	0.0	0.0	0.0	0.0	0.0	0.0	0.0	0.0
135°	0.0	0.0	0.0	0.0	0.0	0.0	0.0	0.0	0.0	0.0	0.0
137.5°	0.0	0.0	0.0	0.0	0.0	0.0	0.0	0.0	0.0	0.0	0.0
140°	0.0	0.0	0.0	0.0	0.0	0.0	0.0	0.0	0.0	0.0	0.0
142.5°	0.0	0.0	0.0	0.0	0.0	0.0	0.0	0.0	0.0	0.0	0.0
145°	0.0	0.0	0.0	0.0	0.0	0.0	0.0	0.0	0.0	0.0	0.0
147.5°	0.0	0.0	0.0	0.0	0.0	0.0	0.0	0.0	0.0	0.0	0.0
150°	0.0	0.0	0.0	0.0	0.0	0.0	0.0	0.0	0.0	0.0	0.0
152.5°	0.0	0.0	0.0	0.0	0.0	0.0	0.0	0.0	0.0	0.0	0.0
155°	0.0	0.0	0.0	0.0	0.0	0.0	0.0	0.0	0.0	0.0	0.0
157.5°	0.0	0.0	0.0	0.0	0.0	0.0	0.0	0.0	0.0	0.0	0.0
160°	0.0	0.0	0.0	0.0	0.0	0.0	0.0	0.0	0.0	0.0	0.0
162.5°	0.0	0.0	0.0	0.0	0.0	0.0	0.0	0.0	0.0	0.0	0.0
165°	0.0	0.0	0.0	0.0	0.0	0.0	0.0	0.0	0.0	0.0	0.0
167.5°	0.0	0.0	0.0	0.0	0.0	0.0	0.0	0.0	0.0	0.0	0.0
170°	0.0	0.0	0.0	0.0	0.0	0.0	0.0	0.0	0.0	0.0	0.0
172.5°	0.0	0.0	0.0	0.0	0.0	0.0	0.0	0.0	0.0	0.0	0.0
175°	0.0	0.0	0.0	0.0	0.0	0.0	0.0	0.0	0.0	0.0	0.0
177.5°	0.0	0.0	0.0	0.0	0.0	0.0	0.0	0.0	0.0	0.0	0.0
180°	0.0	0.0	0.0	0.0	0.0	0.0	0.0	0.0	0.0	0.0	0.0



REPORT NUMBER: P227073

CATALOG NUMBER: ISW-AF-1000-LED-E1-SL4-7050

CANDELA DISTRIBUTION (continued):

	50°	55°	60°	65°	70°	75°	80°	85°	90°	95°	100°
0°	906.9	906.9	906.9	906.9	906.9	906.9	906.9	906.9	906.9	906.9	906.9
2.5°	917.5	917.5	915.7	914.9	912.2	908.7	906.1	901.7	899.0	894.6	889.4
5°	906.1	902.5	900.8	897.3	892.0	887.6	882.3	876.2	869.2	860.4	850.7
7.5°	891.1	885.8	879.7	877.9	871.8	866.5	860.4	851.6	841.9	826.1	813.8
10°	885.0	879.7	874.4	870.9	863.0	856.8	849.8	838.4	826.1	805.0	782.1
12.5°	891.1	885.8	880.6	874.4	867.4	860.4	850.7	836.6	819.9	792.7	764.6
15°	906.1	900.8	892.0	885.8	876.2	870.0	856.8	841.0	816.4	783.0	746.1
17.5°	922.8	914.9	906.9	897.3	888.5	880.6	866.5	846.3	815.5	776.0	728.5
20°	938.6	929.8	917.5	910.5	901.7	890.2	875.3	850.7	813.8	761.9	710.1
22.5°	957.0	945.6	932.4	924.5	917.5	907.8	890.2	858.6	813.8	754.0	689.0
25°	980.8	965.8	952.6	944.7	940.3	933.3	912.2	877.1	819.9	749.6	671.4
27.5°	1008.9	989.6	978.1	972.9	972.0	966.7	945.6	901.7	834.0	749.6	654.7
30°	1042.3	1025.6	1010.6	1010.6	1021.2	1017.7	993.9	939.5	856.0	752.3	642.4
32.5°	1088.9	1072.2	1063.4	1072.2	1083.6	1087.1	1059.9	993.1	892.0	764.6	630.1
35°	1157.4	1146.9	1140.7	1153.9	1176.7	1185.5	1152.1	1073.0	944.7	788.3	623.1
37.5°	1247.9	1240.0	1232.1	1255.0	1298.0	1315.6	1267.3	1165.3	1020.3	827.8	619.6
40°	1351.6	1352.5	1361.3	1407.0	1448.3	1485.2	1430.7	1305.0	1124.0	884.1	623.1
42.5°	1474.7	1484.3	1514.2	1577.5	1657.5	1686.5	1633.7	1473.8	1253.2	951.8	631.9
45°	1627.6	1653.1	1704.0	1798.1	1894.7	1939.6	1864.9	1686.5	1415.8	1059.9	656.5
47.5°	1790.2	1846.4	1932.5	2046.8	2159.3	2188.3	2096.0	1878.9	1574.8	1155.6	694.3
50°	1998.4	2067.0	2153.1	2290.2	2409.7	2427.3	2305.1	2057.3	1713.7	1239.1	730.3
52.5°	2192.7	2285.8	2395.7	2554.7	2676.0	2654.0	2495.8	2216.4	1823.5	1296.3	750.5
55°	2458.1	2554.7	2678.6	2817.5	2937.9	2885.2	2669.0	2351.7	1911.4	1338.4	756.7
57.5°	2761.2	2835.1	2956.3	3098.7	3177.8	3087.3	2839.5	2483.5	1994.9	1339.3	708.3
60°	3059.2	3145.3	3278.9	3418.6	3462.5	3306.1	2958.1	2503.8	1912.3	1195.2	566.8
62.5°	3500.3	3587.3	3655.0	3677.9	3598.8	3284.1	2820.1	2290.2	1648.7	943.0	401.6
65°	3993.4	3894.9	3764.0	3640.9	3425.6	2947.6	2431.7	1881.6	1279.6	630.1	276.8
67.5°	4122.5	3822.9	3538.1	3263.9	2862.3	2347.3	1834.1	1323.5	820.8	358.6	188.1
69°	3988.1	3550.4	3233.2	2798.2	2383.4	1756.8	1263.7	848.1	490.4	249.6	157.3
70°	3742.0	3286.8	2857.0	2391.3	1846.4	1342.0	840.2	555.4	319.9	181.9	141.5
72.5°	2823.6	2257.7	1740.1	1130.2	689.0	382.3	268.9	192.5	152.0	133.6	121.3
75°	1632.8	1087.1	711.8	379.6	225.0	167.0	145.9	130.1	120.4	116.0	105.5
77.5°	689.0	430.6	291.8	213.6	151.2	129.2	112.5	103.7	102.8	100.2	90.5
80°	313.7	268.9	229.4	160.8	115.1	98.4	86.1	84.4	86.1	83.5	73.8
82.5°	232.9	229.4	191.6	123.9	87.9	65.9	53.6	56.2	63.3	68.5	59.8
85°	194.2	194.2	160.8	92.3	58.0	42.2	41.3	46.6	52.7	57.1	48.3
87.5°	178.4	171.4	92.3	47.5	33.4	27.2	25.5	22.8	22.8	39.5	33.4
90°	17.6	7.9	4.4	3.5	4.4	3.5	5.3	4.4	4.4	4.4	4.4
92.5°	0.0	0.0	0.0	0.0	0.0	0.0	0.0	0.0	0.0	0.0	0.0
95°	0.0	0.0	0.0	0.0	0.0	0.0	0.0	0.0	0.0	0.0	0.0
97.5°	0.0	0.0	0.0	0.0	0.0	0.0	0.0	0.0	0.0	0.0	0.0
100°	0.0	0.0	0.0	0.0	0.0	0.0	0.0	0.0	0.0	0.0	0.0
102.5°	0.0	0.0	0.0	0.0	0.0	0.0	0.0	0.0	0.0	0.0	0.0
105°	0.0	0.0	0.0	0.0	0.0	0.0	0.0	0.0	0.0	0.0	0.0
107.5°	0.0	0.0	0.0	0.0	0.0	0.0	0.0	0.0	0.0	0.0	0.0



REPORT NUMBER: P227073

CATALOG NUMBER: ISW-AF-1000-LED-E1-SL4-7050

CANDELA DISTRIBUTION (continued):

	50°	55°	60°	65°	70°	75°	80°	85°	90°	95°	100°
110°	0.0	0.0	0.0	0.0	0.0	0.0	0.0	0.0	0.0	0.0	0.0
112.5°	0.0	0.0	0.0	0.0	0.0	0.0	0.0	0.0	0.0	0.0	0.0
115°	0.0	0.0	0.0	0.0	0.0	0.0	0.0	0.0	0.0	0.0	0.0
117.5°	0.0	0.0	0.0	0.0	0.0	0.0	0.0	0.0	0.0	0.0	0.0
120°	0.0	0.0	0.0	0.0	0.0	0.0	0.0	0.0	0.0	0.0	0.0
122.5°	0.0	0.0	0.0	0.0	0.0	0.0	0.0	0.0	0.0	0.0	0.0
125°	0.0	0.0	0.0	0.0	0.0	0.0	0.0	0.0	0.0	0.0	0.0
127.5°	0.0	0.0	0.0	0.0	0.0	0.0	0.0	0.0	0.0	0.0	0.0
130°	0.0	0.0	0.0	0.0	0.0	0.0	0.0	0.0	0.0	0.0	0.0
132.5°	0.0	0.0	0.0	0.0	0.0	0.0	0.0	0.0	0.0	0.0	0.0
135°	0.0	0.0	0.0	0.0	0.0	0.0	0.0	0.0	0.0	0.0	0.0
137.5°	0.0	0.0	0.0	0.0	0.0	0.0	0.0	0.0	0.0	0.0	0.0
140°	0.0	0.0	0.0	0.0	0.0	0.0	0.0	0.0	0.0	0.0	0.0
142.5°	0.0	0.0	0.0	0.0	0.0	0.0	0.0	0.0	0.0	0.0	0.0
145°	0.0	0.0	0.0	0.0	0.0	0.0	0.0	0.0	0.0	0.0	0.0
147.5°	0.0	0.0	0.0	0.0	0.0	0.0	0.0	0.0	0.0	0.0	0.0
150°	0.0	0.0	0.0	0.0	0.0	0.0	0.0	0.0	0.0	0.0	0.0
152.5°	0.0	0.0	0.0	0.0	0.0	0.0	0.0	0.0	0.0	0.0	0.0
155°	0.0	0.0	0.0	0.0	0.0	0.0	0.0	0.0	0.0	0.0	0.0
157.5°	0.0	0.0	0.0	0.0	0.0	0.0	0.0	0.0	0.0	0.0	0.0
160°	0.0	0.0	0.0	0.0	0.0	0.0	0.0	0.0	0.0	0.0	0.0
162.5°	0.0	0.0	0.0	0.0	0.0	0.0	0.0	0.0	0.0	0.0	0.0
165°	0.0	0.0	0.0	0.0	0.0	0.0	0.0	0.0	0.0	0.0	0.0
167.5°	0.0	0.0	0.0	0.0	0.0	0.0	0.0	0.0	0.0	0.0	0.0
170°	0.0	0.0	0.0	0.0	0.0	0.0	0.0	0.0	0.0	0.0	0.0
172.5°	0.0	0.0	0.0	0.0	0.0	0.0	0.0	0.0	0.0	0.0	0.0
175°	0.0	0.0	0.0	0.0	0.0	0.0	0.0	0.0	0.0	0.0	0.0
177.5°	0.0	0.0	0.0	0.0	0.0	0.0	0.0	0.0	0.0	0.0	0.0
180°	0.0	0.0	0.0	0.0	0.0	0.0	0.0	0.0	0.0	0.0	0.0



REPORT NUMBER: P227073

CATALOG NUMBER: ISW-AF-1000-LED-E1-SL4-7050

CANDELA DISTRIBUTION (continued):

	105°	110°	115°	120°	125°	130°	135°	140°	145°	150°	155°
0°	906.9	906.9	906.9	906.9	906.9	906.9	906.9	906.9	906.9	906.9	906.9
2.5°	885.0	881.5	872.7	870.9	868.3	864.8	863.9	859.5	850.7	848.9	849.8
5°	844.5	830.5	820.8	812.9	806.8	790.9	784.8	777.8	765.5	761.9	756.7
7.5°	797.1	780.4	761.1	747.0	730.3	713.6	700.4	683.7	670.5	662.6	648.6
10°	760.2	737.3	711.8	683.7	661.8	636.3	619.6	600.2	579.1	559.8	545.7
12.5°	732.1	700.4	663.5	630.1	598.5	571.2	541.4	514.1	487.7	461.4	438.5
15°	709.2	669.7	623.1	580.9	542.2	501.8	468.4	430.6	397.2	374.4	345.4
17.5°	684.6	633.6	578.3	529.0	479.0	436.8	394.6	355.0	323.4	293.5	269.8
20°	654.7	593.2	533.4	476.3	419.2	370.9	327.8	290.0	259.3	235.5	217.9
22.5°	621.3	549.3	479.8	417.4	360.3	312.9	272.4	244.3	221.5	208.3	203.0
25°	588.8	506.2	428.0	359.4	302.3	261.9	234.6	210.9	199.5	194.2	194.2
27.5°	558.9	462.3	375.3	308.5	253.1	221.5	200.4	190.7	185.4	185.4	188.1
30°	530.8	418.3	325.2	257.5	213.6	189.8	178.4	174.9	175.8	179.3	182.8
32.5°	498.3	376.1	282.1	221.5	185.4	169.6	160.8	161.7	166.1	172.2	178.4
35°	464.0	331.3	244.3	194.2	166.1	153.8	148.5	149.4	155.6	163.5	169.6
37.5°	433.3	295.3	215.3	173.1	152.0	144.1	139.7	140.6	145.0	154.7	162.6
40°	402.5	264.5	191.6	160.8	144.1	136.2	133.6	132.7	136.2	145.0	154.7
42.5°	376.1	238.2	177.5	152.0	138.9	131.8	128.3	128.3	130.1	137.1	146.8
45°	360.3	222.3	167.9	145.9	134.5	128.3	124.8	123.0	125.7	130.1	138.9
47.5°	360.3	214.4	161.7	141.5	130.9	125.7	121.3	120.4	121.3	125.7	134.5
50°	372.6	216.2	160.8	139.7	129.2	122.2	117.8	117.8	119.5	125.7	132.7
52.5°	383.2	219.7	163.5	141.5	129.2	120.4	115.1	114.2	116.9	123.0	129.2
55°	381.4	219.7	166.1	144.1	131.8	121.3	114.2	113.4	115.1	121.3	127.4
57.5°	341.0	206.5	163.5	145.9	135.3	125.7	118.6	116.0	117.8	123.0	128.3
60°	275.9	183.7	156.4	145.9	140.6	133.6	126.5	124.8	125.7	130.9	137.1
62.5°	216.2	163.5	147.6	145.0	143.2	139.7	137.1	135.3	135.3	139.7	145.0
65°	175.8	147.6	140.6	141.5	143.2	142.4	141.5	140.6	140.6	143.2	148.5
67.5°	146.8	132.7	130.9	133.6	135.3	136.2	137.1	136.2	137.1	139.7	145.9
69°	133.6	124.8	123.0	124.8	128.3	129.2	130.9	130.1	130.9	133.6	139.7
70°	125.7	118.6	116.9	119.5	122.2	123.0	124.8	123.9	124.8	127.4	133.6
72.5°	109.0	101.1	98.4	100.2	102.8	102.8	105.5	106.3	104.6	105.5	109.9
75°	93.2	84.4	80.0	80.9	80.9	80.9	82.6	82.6	80.9	80.0	80.9
77.5°	78.2	68.5	63.3	63.3	63.3	62.4	59.8	60.6	61.5	60.6	61.5
80°	61.5	53.6	48.3	48.3	48.3	46.6	45.7	45.7	47.5	49.2	48.3
82.5°	47.5	39.5	36.9	36.0	36.0	34.3	34.3	36.0	35.2	36.0	37.8
85°	34.3	28.1	25.5	26.4	25.5	23.7	24.6	27.2	27.2	26.4	28.1
87.5°	21.1	17.6	16.7	17.6	15.8	13.2	12.3	13.2	14.9	14.1	15.8
90°	2.6	1.8	1.8	1.8	2.6	1.8	1.8	1.8	2.6	2.6	1.8
92.5°	0.0	0.0	0.0	0.0	0.0	0.0	0.0	0.0	0.0	0.0	0.0
95°	0.0	0.0	0.0	0.0	0.0	0.0	0.0	0.0	0.0	0.0	0.0
97.5°	0.0	0.0	0.0	0.0	0.0	0.0	0.0	0.0	0.0	0.0	0.0
100°	0.0	0.0	0.0	0.0	0.0	0.0	0.0	0.0	0.0	0.0	0.0
102.5°	0.0	0.0	0.0	0.0	0.0	0.0	0.0	0.0	0.0	0.0	0.0
105°	0.0	0.0	0.0	0.0	0.0	0.0	0.0	0.0	0.0	0.0	0.0
107.5°	0.0	0.0	0.0	0.0	0.0	0.0	0.0	0.0	0.0	0.0	0.0



REPORT NUMBER: P227073
 CATALOG NUMBER: ISW-AF-1000-LED-E1-SL4-7050

REPORT N
 CATALOG

CANDELA DISTRIBUTION (continued):

CANDELA

	105°	110°	115°	120°	125°	130°	135°	140°	145°	150°	155°	
110°	0.0	0.0	0.0	0.0	0.0	0.0	0.0	0.0	0.0	0.0	0.0	0°
112.5°	0.0	0.0	0.0	0.0	0.0	0.0	0.0	0.0	0.0	0.0	0.0	2.5°
115°	0.0	0.0	0.0	0.0	0.0	0.0	0.0	0.0	0.0	0.0	0.0	5°
117.5°	0.0	0.0	0.0	0.0	0.0	0.0	0.0	0.0	0.0	0.0	0.0	7.5°
120°	0.0	0.0	0.0	0.0	0.0	0.0	0.0	0.0	0.0	0.0	0.0	10°
122.5°	0.0	0.0	0.0	0.0	0.0	0.0	0.0	0.0	0.0	0.0	0.0	12.5°
125°	0.0	0.0	0.0	0.0	0.0	0.0	0.0	0.0	0.0	0.0	0.0	15°
127.5°	0.0	0.0	0.0	0.0	0.0	0.0	0.0	0.0	0.0	0.0	0.0	17.5°
130°	0.0	0.0	0.0	0.0	0.0	0.0	0.0	0.0	0.0	0.0	0.0	20°
132.5°	0.0	0.0	0.0	0.0	0.0	0.0	0.0	0.0	0.0	0.0	0.0	22.5°
135°	0.0	0.0	0.0	0.0	0.0	0.0	0.0	0.0	0.0	0.0	0.0	25°
137.5°	0.0	0.0	0.0	0.0	0.0	0.0	0.0	0.0	0.0	0.0	0.0	27.5°
140°	0.0	0.0	0.0	0.0	0.0	0.0	0.0	0.0	0.0	0.0	0.0	30°
142.5°	0.0	0.0	0.0	0.0	0.0	0.0	0.0	0.0	0.0	0.0	0.0	32.5°
145°	0.0	0.0	0.0	0.0	0.0	0.0	0.0	0.0	0.0	0.0	0.0	35°
147.5°	0.0	0.0	0.0	0.0	0.0	0.0	0.0	0.0	0.0	0.0	0.0	37.5°
150°	0.0	0.0	0.0	0.0	0.0	0.0	0.0	0.0	0.0	0.0	0.0	40°
152.5°	0.0	0.0	0.0	0.0	0.0	0.0	0.0	0.0	0.0	0.0	0.0	42.5°
155°	0.0	0.0	0.0	0.0	0.0	0.0	0.0	0.0	0.0	0.0	0.0	45°
157.5°	0.0	0.0	0.0	0.0	0.0	0.0	0.0	0.0	0.0	0.0	0.0	47.5°
160°	0.0	0.0	0.0	0.0	0.0	0.0	0.0	0.0	0.0	0.0	0.0	50°
162.5°	0.0	0.0	0.0	0.0	0.0	0.0	0.0	0.0	0.0	0.0	0.0	52.5°
165°	0.0	0.0	0.0	0.0	0.0	0.0	0.0	0.0	0.0	0.0	0.0	55°
167.5°	0.0	0.0	0.0	0.0	0.0	0.0	0.0	0.0	0.0	0.0	0.0	57.5°
170°	0.0	0.0	0.0	0.0	0.0	0.0	0.0	0.0	0.0	0.0	0.0	60°
172.5°	0.0	0.0	0.0	0.0	0.0	0.0	0.0	0.0	0.0	0.0	0.0	62.5°
175°	0.0	0.0	0.0	0.0	0.0	0.0	0.0	0.0	0.0	0.0	0.0	65°
177.5°	0.0	0.0	0.0	0.0	0.0	0.0	0.0	0.0	0.0	0.0	0.0	67.5°
180°	0.0	0.0	0.0	0.0	0.0	0.0	0.0	0.0	0.0	0.0	0.0	69°
												70°
												72.5°
												75°
												77.5°
												80°
												82.5°
												85°
												87.5°
												90°
												92.5°
												95°
												97.5°
												100°
												102.5°
												105°
												107.5°

NUMBER: P227073

NUMBER: ISW-AF-1000-LED-E1-SL4-7050

REPORT NUMBER: P

CATALOG NUMBER:

DISTRIBUTION (continued):

160°	165°	170°	175°	180°
906.9	906.9	906.9	906.9	906.9
843.7	846.3	834.9	840.2	836.6
751.4	747.0	746.1	743.5	738.2
643.3	639.8	629.2	632.7	624.8
531.7	530.8	511.5	512.4	502.7
428.9	413.0	405.1	393.7	399.9
332.2	319.0	302.3	297.9	304.1
250.5	237.3	229.4	222.3	219.7
207.4	199.5	195.1	192.5	190.7
200.4	198.6	197.7	196.0	195.1
196.0	197.7	197.7	197.7	196.0
191.6	195.1	196.0	195.1	193.3
187.2	189.8	189.8	188.9	186.3
181.0	183.7	183.7	182.8	181.0
174.0	175.8	176.6	176.6	177.5
168.7	170.5	172.2	174.0	176.6
162.6	165.2	166.1	169.6	173.1
154.7	158.2	159.9	162.6	166.1
146.8	151.2	152.0	155.6	159.1
143.2	146.8	146.8	149.4	152.0
138.9	140.6	139.7	141.5	142.4
134.5	136.2	135.3	137.1	138.0
130.9	132.7	134.5	136.2	137.1
132.7	135.3	136.2	138.9	139.7
140.6	144.1	147.6	151.2	153.8
148.5	152.9	160.8	176.6	182.8
152.9	159.1	177.5	204.8	212.7
150.3	158.2	180.2	209.2	218.8
145.0	151.2	174.9	204.8	213.6
138.0	144.1	167.9	200.4	208.3
111.6	115.1	141.5	172.2	177.5
81.7	84.4	104.6	116.9	116.0
63.3	66.8	73.8	74.7	73.8
50.1	51.9	55.4	55.4	56.2
38.7	39.5	41.3	39.5	38.7
29.0	28.1	27.2	26.4	25.5
16.7	16.7	14.1	12.3	11.4
1.8	2.6	2.6	1.8	0.0
0.0	0.0	0.0	0.0	0.0
0.0	0.0	0.0	0.0	0.0
0.0	0.0	0.0	0.0	0.0
0.0	0.0	0.0	0.0	0.0
0.0	0.0	0.0	0.0	0.0
0.0	0.0	0.0	0.0	0.0
0.0	0.0	0.0	0.0	0.0
0.0	0.0	0.0	0.0	0.0

CANDELA DISTRIBUTION

	160°
110°	0.0
112.5°	0.0
115°	0.0
117.5°	0.0
120°	0.0
122.5°	0.0
125°	0.0
127.5°	0.0
130°	0.0
132.5°	0.0
135°	0.0
137.5°	0.0
140°	0.0
142.5°	0.0
145°	0.0
147.5°	0.0
150°	0.0
152.5°	0.0
155°	0.0
157.5°	0.0
160°	0.0
162.5°	0.0
165°	0.0
167.5°	0.0
170°	0.0
172.5°	0.0
175°	0.0
177.5°	0.0
180°	0.0

